

CS 940

MANUAL DOUBLE MITRE SAW



- Radial stroke
- Wide & High Cuts
- Horizontal Clamps
- 45° Cutting
- Safe and accurate

Designed for

Bespoke Framer Retail Framer Medium Contract Volume Framer



Air supply

6 bars
0.7 NI / cycle



Electric supply

230 V single phase
50 / 60 Hz - 3 Kw

Type of material

The CS 940 can cut wood, MDF and plastic mouldings.



Motors' features

2 motors with brake

1.5kW, 2hp, each

2,800 rpm



CS 940
By Cassese®


Cutting features



Wide cuts : up to 140mm (5 1/2")
High cuts : up to 75mm (3")



Unique raised radial blade stroke



Independent & manually controlled cutting stroke



2 pneumatic horizontal clamps (foot operated)

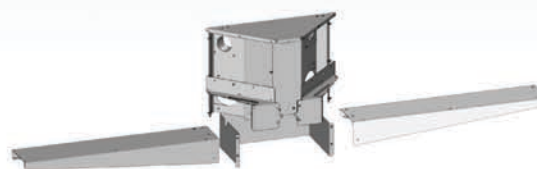


4 colors direct read measuring scales

Construction & Engineering features



Narrow profile (742mm - 29 1/2") for compact space



Cutting head carter & 2 robust arms made from premium rust protected Alusi® steel



Durable aluminium frame construction



Convenient waste catchment



2 integrated dust extraction ports



Synchronized «switching-on» of dust extractor

Safety features



Unique brake system motors
Blades stop within 2 seconds



Ergonomic & safe cutting operation
Keeps both hands away from the cutting area



Hardened clearshield wide window
For an optimal view of the cutting

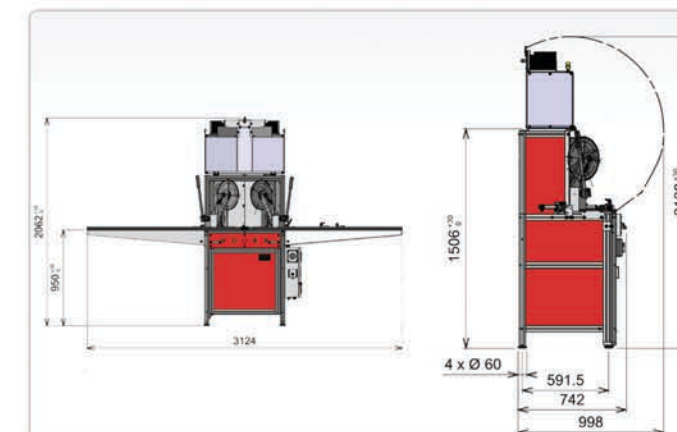


Convenient & safe blade access
Blades can be easily positioned for safe & comfortable access




CE approved
Meets the new EU Health & Safety regulation for dust collection (<0,1mg/m³)

Dimensions (mm)



Cutting Capacity (mm)



Dimensions

Length	3,294 mm
Width	742 mm
Height	1,503 mm
Weight	167 kg

Included accessories



Premium noise reduction carbide blades
Ø 300mm - 12" Z27230



1,40m (55") measuring and support arms

Optional accessory



Optional right and left vertical clamps
Z28030



Right hand additional extension 1,10m (43")
Z27970